

DESIGN BY JOHN TREE

HAY

ANNEX TABLE OVERHANG

HIGHLIGHTS

- Part of a universal table collection – designed for every space and situation
- Features a rectangular tabletop with an overhanging edge, supported by tubular legs for a clean, minimalist look
- The frame and tubular legs are made from solid oak or aluminium, sourced from at least 75% recycled post-consumer scrap and extruded in Europe
- Available with Kvadrat's Really Textile Tabletop™ made from end-of-life textiles, as well as linoleum, laminate, and oak veneer
- Designed with circularity in mind, allowing it to be disassembled, with all components replaceable and made from a high percentage of recycled materials
- The table is also available in round, oblong, and flush variants in different, sizes, materials, and colours
- Optional integrated cable management
- Suitable for a wide variety of private and public environments



ANNEX TABLE OVERHANG DESIGN BY JOHN TREE

Designed for HAY by John Tree, Annex Table Overhang combines well-balanced proportions with architectural strength, creating a versatile table that seamlessly adapts to any space or situation. The rectangular design comprises a frame and tubular legs made from solid oak or aluminium, sourced from at least 75% recycled post-consumer scrap and extruded in Europe, with a variety of tabletop options, including Kvadrat's Really Textile Tabletop™ made from 70% end-of-life textiles. With its considered material use, range of sizes, and optional integrated cable management, Annex is a practical and inviting choice for corporate, dining, and multifunctional spaces.

British John Tree is a London-based product and furniture designer. He opened his own office in 2016, pushing and exploring industrial processes to create contract and domestic furniture, lighting, accessories, and electronics. His work has been featured in numerous international publications and has earned several prestigious design awards. For HAY, John Tree has designed the Apex and Cupola Lamp collections, and Annex Table.



John Tree



Annex Table Collection





Annex Table Overhang | Cotton cream Really tabletop | Anodised aluminium legs



Annex Table Overhang | Cotton cream Really tabletop | Anodised aluminium legs



Annex Table Overhang | Cotton cream Really tabletop | Anodised aluminium legs



Annex Table Overhang | Water-based lacquered oak tabletop | Cream white aluminium legs



Annex Table Overhang | Water-based lacquered oak tabletop | Charcoal aluminium legs



MATERIALS

TABLETOP
Available in Really Textile Tabletop™, oak veneer, linoleum, or laminate

REALLY TABLETOP
Kvadrat’s Really Textile Tabletop™ is a high-density engineered material made from 70% end-of-life textiles (primarily cotton) and 30% waste binder. Pre-coated with a protective transparent melamine layer on both sides, it is highly resistant to wear and tear and compliant with the highest standards in the furniture industry. Produced locally in Denmark, the tabletop supports circular design principles and is fully recyclable

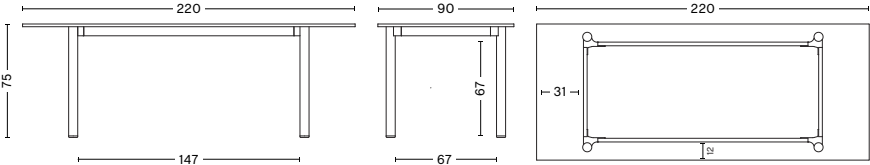
APRONS & LEGS
The frame and tubular legs are made from solid oak or aluminium. The aluminium is sourced from at least 75% recycled post-consumer scrap and extruded in Europe. Powder coated or water-based lacquered finish

CORNERS
Extruded aluminium, sourced from at least 75% recycled post-consumer scrap and extruded in Europe. Black and natural aluminium in anodised finish. Other colours in powder coated finish

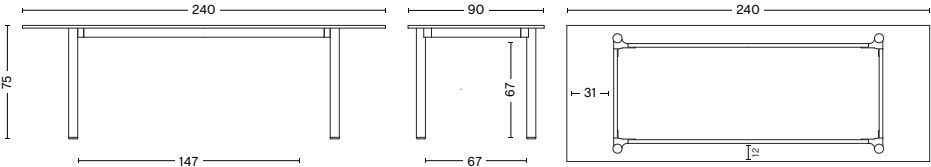
GLIDERES
Adjustable gliders in nylon

Tables with 6 legs consists of two tabletops.

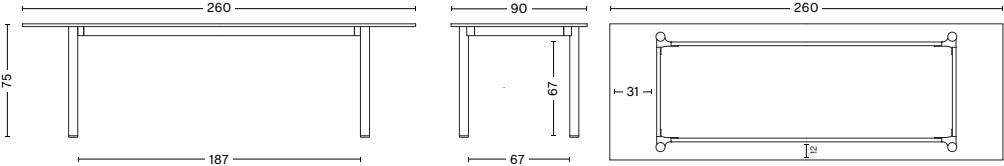
DIMENSIONS | W90 X H75



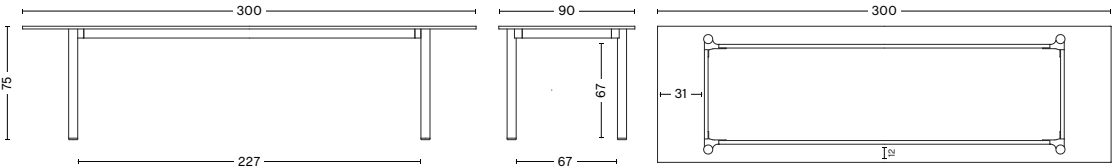
ANNEX TABLE OVERHANG
Length 220 cm
Width 90 cm
Height 75 cm
Weight 26,3 kg



ANNEX TABLE OVERHANG
Length 240 cm
Width 90 cm
Height 75 cm
Weight 28,2 kg

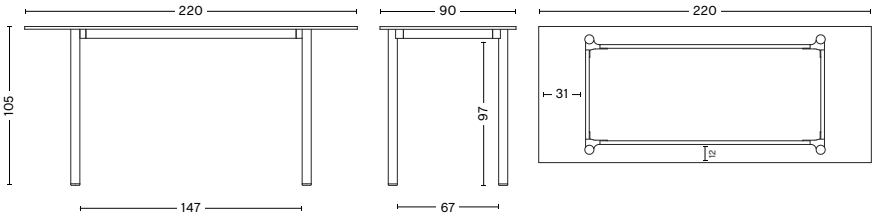


ANNEX TABLE OVERHANG
Length 260 cm
Width 90 cm
Height 75 cm

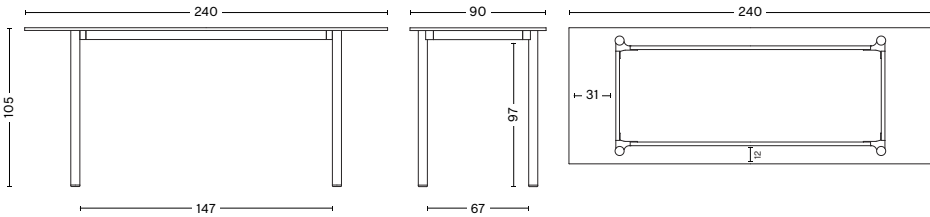


ANNEX TABLE OVERHANG
Length 300 cm
Width 90 cm
Height 75 cm

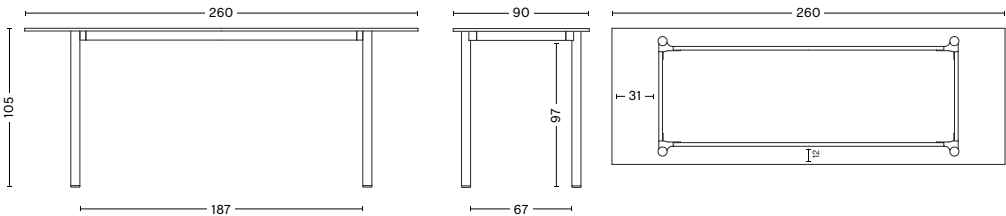
DIMENSIONS | W90 X H105



ANNEX TABLE OVERHANG
Length 220 cm
Width 90 cm
Height 105 cm

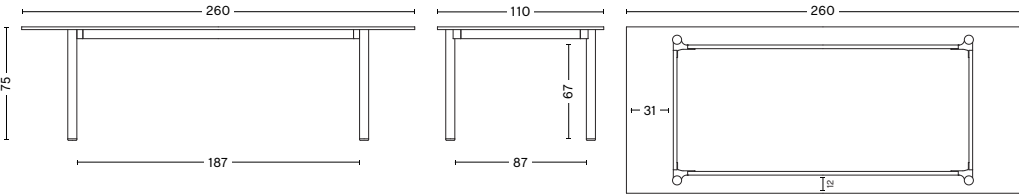


ANNEX TABLE OVERHANG
Length 240 cm
Width 90 cm
Height 105 cm

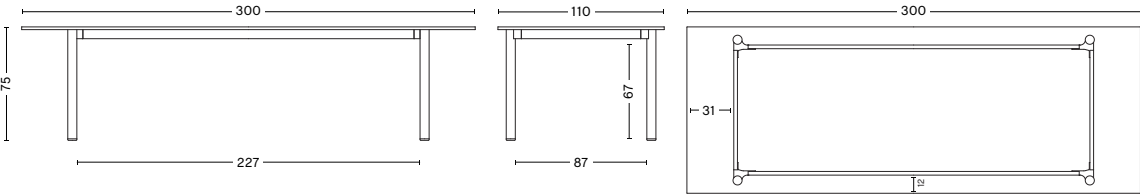


ANNEX TABLE OVERHANG
Length 260 cm
Width 90 cm
Height 105 cm

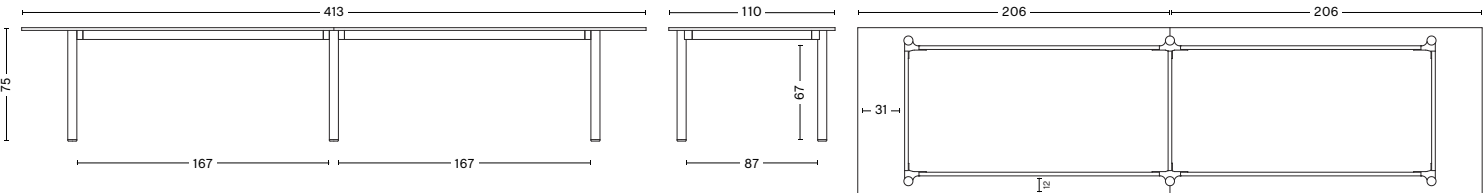
DIMENSIONS | W110 X H75



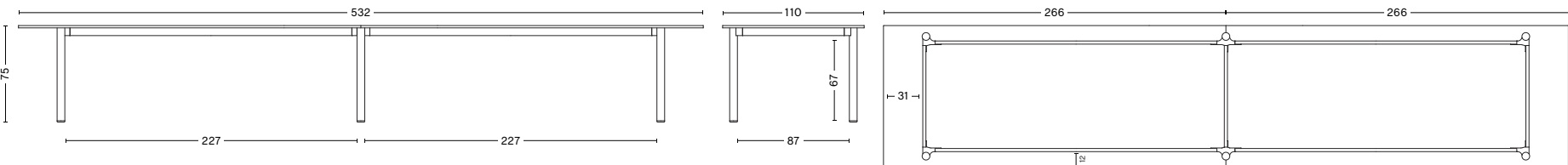
ANNEX TABLE OVERHANG
Length 260 cm
Width 110 cm
Height 75 cm



ANNEX TABLE OVERHANG
Length 300 cm
Width 110 cm
Height 75 cm





























































































ANNEX TABLE OVERHANG | 6-LEG VERSION
Length 413 cm
Width 110 cm
Height 75 cm



ANNEX TABLE OVERHANG | 6-LEG VERSION
Length 533 cm
Width 110 cm
Height 75 cm

COLOUR & FINISH

Please note that the colours are indicative

TABLETOP			Cloud grey linoleum with matching ABS edge Forbo 4177	Dark grey linoleum with matching ABS edge Forbo 4166	Burgundy linoleum with matching ABS edge Forbo 4154	Clay linoleum with matching ABS edge Forbo 4001	White laminate with matching ABS edge Formica F3091	Water-based lacquered oak veneer with oak edge	Cotton cream Really with matching ABS edge
FRAME									
Legs Matt	Apron Matt	Corners Matt							
 Solid oak	 Oak veneer	 Beige aluminium							
 Black solid oak	 Black oak veneer	 Black aluminium							
 Solid oak	 Anodised aluminium	 Anodised aluminium							
 Solid oak	 Cream white aluminium	 Cream white aluminium							
 Solid oak	 Barn red aluminium	 Barn red aluminium							
 Anodised aluminium	 Anodised aluminium	 Anodised aluminium							
 Charcoal aluminium	 Charcoal aluminium	 Charcoal aluminium							
 Cream white aluminium	 Cream white aluminium	 Cream white aluminium							
 Barn red aluminium	 Barn red aluminium	 Barn red aluminium							

Does not apply to high tables

Only applies to L220 & L240



PRODUCT INFORMATION

DESIGN YEAR
2025

COUNTRY OF ORIGIN
Denmark

CONSTRUCTION
Requires assembly

WARRANTY
HAY provides a 10-year product warranty. Spare parts are available throughout the 10-year warranty period. Please contact the HAY sales team for further information about the warranty terms and conditions.

CARE & MAINTENANCE
Our Care & Maintenance offers guidance for optimal maintenance of your HAY product.
[LINK TO CARE & MAINTENANCE](#)

RECYCLING & DISASSEMBLY
The furniture is designed to be a long-lasting furniture made to last for many years. The furniture is 100% recyclable and all parts can be fully separated and recycled. All parts can be delivered to a suitable recycling facility.
[LINK TO DISASSEMBLY INSTRUCTION MANUAL](#)

SEATING OVERVIEW
The Seating Overview is a guide recommending the ideal number of chairs for different table sizes and variants.
[LINK TO SEATING OVERVIEW](#)

CERTIFICATES & TESTS



FSC™ LABEL MIX 70%
Made from FSC™-certified wood and other controlled materials.
Applies to laminate or veneer tabletops.



NORDIC SWAN ECOLABEL
Applies to linoleum tabletops.



EU ECOLABEL
Applies to laminate or veneer tabletops.

EN TEST
EN 15372 - L3
Non-domestic tables

BIFMA
ANSI BIFMA X5.5
Desk and table

SUSTAINABILITY

HAY focuses on developing long-lasting products that minimise the environmental impact throughout their lifecycle. We prioritise carefully selecting materials, such as recycled content, FSC-certified wood, and water-based lacquer, while continuously increasing the number of eco-certified products. We adhere to strict regulatory requirements, and the majority of our products are tested to meet international standards for strength, durability, and safety.























[LINK TO ENVIRONMENTAL PROFILE](#)

DOWNLOADS

Packshots and lifestyle photos, 2D / 3D files, care and maintenance, instructions, test certificates, product fact sheets, and product presentations are available in our Digital Library at hay.com.



[LINK TO DIGITAL LIBRARY](#)

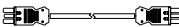


ANNEX TABLE OVERHANG OVERVIEW

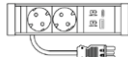

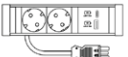

	Standard tables	Coni outlet	Coni double outlet
L220 x W90 x H75			
L220 x W90 x H105			
L240 x W90 x H75			
L240 x W90 x H105			
L260 x W90 x H75			
L260 x W90 x H105			
L260 x W110 x H75			
L300 x W110 x H75			
L300 x W90 x H75			
L413 x W110 x H75			
L532 x W110 x H75			

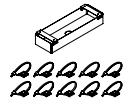



POWER ACCESS

POWER ACCESS TYPES	Coni	Coni x 2
		
Placement	Tabletop	Tabletop
Cover	Yes	Yes
Max outlets	3	3 x 2
HDMI / VGA / DATA	Yes	Yes
USB A+C option	Yes	Yes
Colour	Black or white	Black or white

POWER ACCESS CABLES	Extension cable	Supply cable	Wire distributor & mounting plate
			
Dimension	L100 cm L200 cm L300 cm	L500 cm	
Input & Output			1 x input 3 x output
Colour	Black	Black	Black
Country		A (US++) E (FR++) F (CEE / GE++) G (UK++) J (CH++) K (DK++) L (IT++)	

POWER ACCESS MODULES	Frame power & USB	Frame power, CAT6 & HDMI	Coni power & USB	Coni CAT6 & HDMI
				
Power outlet	2 x power outlet 1 x USB-A 1 x USB-C	2 x power outlet 1 x CAT6 1 x HDMI	2 x power outlet 1 x USB-A 1 x USB-C	2 x power outlet 1 x CAT6 1 x HDMI
Colour	Black	Black	Black	Black
Plug type country	A (US++) E (FR++) F (CEE / GE++) G (UK++) J (CH++) K (DK++) L (IT++)	A (US++) E (FR++) F (CEE / GE++) G (UK++) J (CH++) K (DK++) L (IT++)	A (US++) E (FR++) F (CEE / GE++) G (UK++) J (CH++) K (DK++) L (IT++)	A (US++) E (FR++) F (CEE / GE++) G (UK++) J (CH++) K (DK++) L (IT++)

POWER ACCESS CABLE ACCESSORIES	Cable tray & cable grippers	Cable sock
		
Dimension	L50 cm	L500 cm
Material	Powder coated steel	Nylon
Colour	Black	Black

PLUG TYPE COUNTRY CODES

PLUG TYPE A (US++)
AG, AI, AN (CW, SX, BQ), AS, AW, BB, BM, BO, BS, BZ, CA, CN, CO, CR, CU, DO, EC, FM, GT, GU, GY, HN, HT, JM, JP, KH, KN, KP, KY, LA, LB, LR, SV, MS, MV, MX, MY, NE, NI, PA, PE, PH, PR, PW, TC, TH, TT, TW, US, VC, VE, VG, VI, VN, YE

PLUG TYPE E (FR++)
BE, BF, BI, BJ, CD, CF, CG, CI, CM, CZ, DK, DJ, ET, FO, FR, GF, GL, GP, GQ, KM, LA, LR, MA, MC, MG, ML, MN, MQ, NE, PL, RE, SK, SN, SY, TD, TL, TN, VC

PLUG TYPE F (CEE GE++)
AD, AF, AL, AM, AN (CW, SX, BQ), AS, AT, AW, AZ, BA, BG, BT, BY, CV, DE, DK, DZ, EE, EG, ES, ET, FI, FO, GE, GL, GN, GR, HR, HU, ID, IS, IR, IT, JO, KG, KP, KR, KZ, LA, LR, LT, LU, LV, LY, MC, MD, ME, MF, MK, MM, MO, MZ, NC, NE, NL, NO, PT, RO, RS, RU, SE, SI, SM, SR, ST, TD, TH, TJ, TL, TM, TR, UA, UY, VN

PLUG TYPE G (UK++)
AE, BD, BH, BN, BT, BW, BZ, CY, DM, FK, GB, GD, GH, GI, GM, GY, HK, IE, IM, IQ, JO, KE, KH, KN, KW, LB, LC, LK, MM, MO, MT, MU, MV, MW, MY, NG, OM, PK, QA, SA, SB, SC, SG, SL, TZ, UG, VC, VU, YE, ZM, ZW

PLUG TYPE J (CH++)
CH, JO, LI, MG, MV, RW

PLUG TYPE K (DK++)
BD, DK, FO, GL, GN, MG, MV, SN, VC

PLUG TYPE L (IT++)
CL, ER, ET, IT, MV, SM, SY, UY

